

AVOID BLOCKAGE OF THE WASTEWATER PIPES !

Wastewater pipes

• Please lay the wastewater pipes with the support of a skilled person. Use pp pipes with a diameter of at least 50 mm, for the collecting sewer 100 mm.

• Apply a slope of 1-2% when laying the wastewater pipes. (1)

Please, DO NOT :

• Do not throw **non biodegradable material** in the sink, shower or flush toilet such as:

- Paper cleaning towels
- Rubbish
- Kitchen refuse
- Feminine hygienic products such as pads



• Do not use hazardous chemicals for cleansing as they disturb the biological process in the septic tank

• Do not use highly corrosive chemicals as they might affect the pipes and the septic tank

Prefer low sodium and phosphorus cleansing material as they don't pollute the groundwater and soil

Please Install :



• Install a sieve in the shower and in the sinks which keeps away small things like hair and needs to be cleaned from time to time

• Install a pipe which can be used to clean the wastewater pipes

An-Oston's CDWUU

Community Drinking Water Users Union

The An-Oston CDWUU has been established and registered as a legal entity at State Department of Justice on 03 May 2012. With the staff of three (chairwoman, bookkeeper, technician) and 7 water quarter leader, they're operating the local water supply, collecting the water tariff and ensuring the sustainability. They're also supporting villagers especially in sanitation and wastewater aspects.

Gulay (chairwoman): 0 709 544 388
Danier (technician) : 0 708 195 508



KAWS

Kyrgyz Alliance for Water and Sanitation

The Kyrgyz Alliance for Water and Sanitation (KAWS) is a non-government and non-commercial organization which is based on the membership of legal entities. KAWS has been established in 2007 as a result of the unification of community unions and local experts dealing with rural development, water supply, sanitation and hygiene issues in the Republic of Kyrgyzstan.

Erkindik Boulevard, 10
Bishkek, 720040
Kyrgyzstan

Anara Choitonbaeva : +996 705 665 809
office : + 996 312 624 883

Supported by:



www.wecf.eu


Women Engage for a Common Future
The Netherlands / France / Germany

Funded by:



SAFE DRINKING WATER

Take Care of Your Wastewater



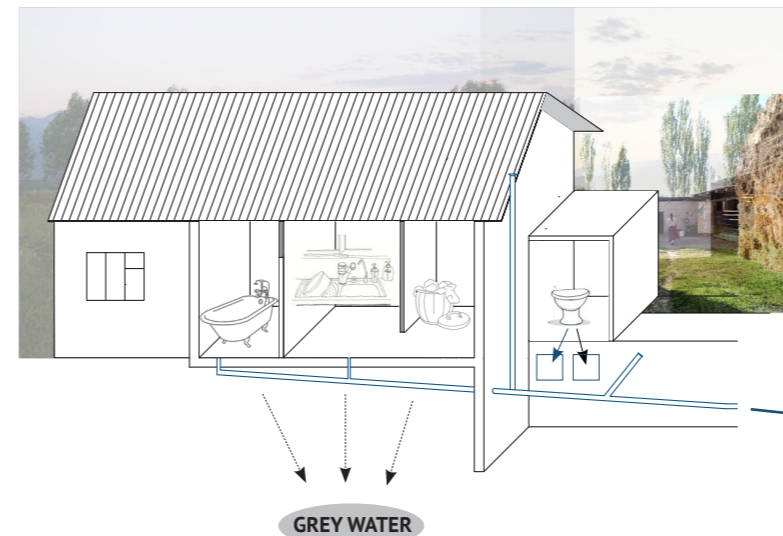
Protect your children's health

Protect your environment

Water Supply and Wastewater Treatment System

FIRST SOLUTION : ECOSAN + SOAK PIT

I treat my greywater !



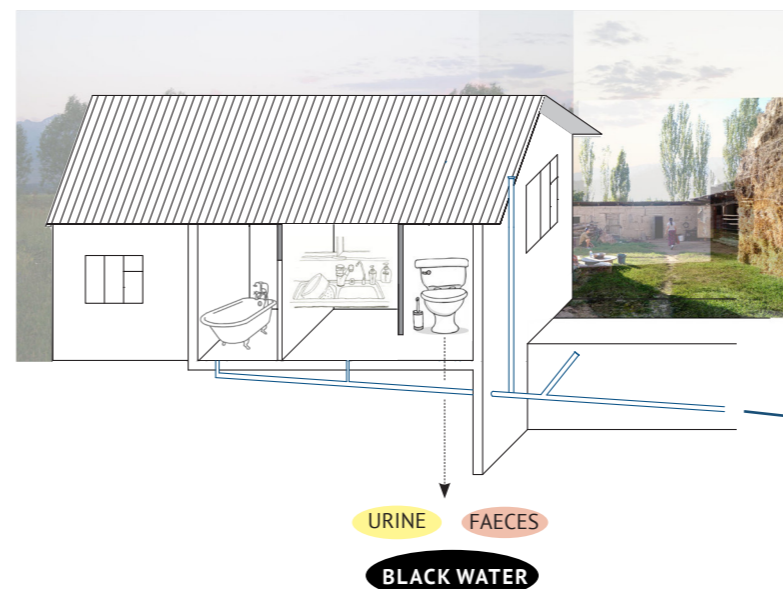
You enjoy safe drinking water supply on your premises. With piped water inside the house, the amount of water used has been increased as you enjoy consuming more water for the ease of your family.

Now you have to take care of the wastewater you are generating!

SOAK PIT
biological and physical
treatment treatment
and release into the
environment

SECOND SOLUTION : FLUSH TOILET + SEPTIC TANK AND SOAK PIT

I treat my black water !



SEPTIC TANK
settling of the
sludge and
biological treatment

SOAK PIT
biological and physical
treatment treatment
and release into the
environment

AVOID BAD ODORS INSIDE THE HOUSE !



Do not ...

- forget to install syphons to avoid the odor coming back into the bathroom or kitchen

- Forget to ventilate the wastewater system over the roof topt (3)



Do ...

- Install a syphon(2) under each water device (sink, shower, washing machine, flush toilet)

- Install a central ventilation before the main sewer reaches the septic tank (3)

TAKE CARE OF YOUR WASTEWATER, WHY ?

The domestic wastewater comes from the sinks, dish washing, shower, laundry (**greywater**) and toilet wastewater in case you install a flush toilet (**blackwater**). The wastewater contains water, organic matter, nutrients, detergents (mainly in the greywater) and pathogens (mainly in the blackwater). Pathogens are the smallest but most dangerous part in the wastewater coming from the faecal matter. The pathogens comprise microbiological contamination, such as coliform bacteria but also parasites like helminth eggs.

The generated wastewater **needs to be treated** before discharging it into the environment. A good and feasible solution for treatment of black water is the **septic tank** followed by a **soak pit** (The function and construction of a septic tank and soak away is explained in the flyer "how to treat your wastewater". In the case of greywater can be treated more easily than blackwater as it contains much less pathogens, just in a soak pit.

Everything that you dispose in the sink, washing machine, flush toilet or shower will run through the wastewater pipes to the septic tank and finally to the soil and groundwater under the soak pit. In case of disposed solids, they can be a cause for blockages in the wastewater pipes.